

## Instructions accompanying the application form for registration of a rhododendron or azalea name and photographic rights release

Registration of names for cultivars in the genus *Rhododendron* is handled by the Royal Horticultural Society in its role as the International Cultivar Registration Authority (ICRA) for the genus. Four regional registrars assist the international registrar. (Non-North Americans should contact the regional registrars for Australia, Japan and New Zealand, if applicable, or the International Registrar. Contact information may be obtained from Sharon McDonald, International Rhododendron Registrar, sharonmcdonald@rhs.org.uk; mailing address: RHS Garden Wisley, Woking, Surrey GU23 6QB, United Kingdom.)

These instructions accompany the 2019 revised registration application form for North American registrants only. Questions may be directed to the regional registrar:

Michael Martin Mills  
arsregistrar@gmail.com  
632 Burnham Road  
Philadelphia, PA 19119 USA

There is no fee to register a rhododendron name.

*For electronic applications:* Many applicants find it easiest to print a copy of the paper application form to use as a preliminary step in compiling data, then transfer the information to the electronic form. While completing the electronic form, there is no time limit *provided you do not* close your browser or go to another web page. After you press the button to submit the application, you have 30 minutes to make changes; use the link on the confirmation page *or* the computer back button to redisplay your application. Make any changes and press the button to resubmit the application.

It should be noted that technically a name is to be registered for a cultivar, which in most cases is a group of plants in cultivation that were propagated (most often vegetatively) to preserve the characteristics of the original plant. A single seed-grown plant is rarely a cultivar. (A notable exception, acceptable for registration, is that of a hybrid created for further breeding purposes but not intended for introduction as a garden plant.) Since the registration is of the name, not the plant itself, there are no requirements for plant trials or minimum time a plant shall have been under cultivation. Nevertheless, since some significant plants habits can be known only over time, registrants are encouraged not to rush into registration. Once a name has been registered, it can be associated only with the original cultivar and can never be transferred.

Answer questions as fully as possible. If any requested information is not known, enter “unknown.” Feel free to contact the regional registrar for clarification of a particular matter. Dimensions may be given in centimeters or inches (meters or feet for shrub size). Temperatures may be given in Celsius or Fahrenheit.

*Rhododendron Registration*, a PowerPoint presentation by Donald H. Voss and Donald W. Hyatt, is recommended viewing for all registrants, especially first-timers. It visually

clarifies many of the less-obvious steps of registration. It may be accessed at <http://arsstore.org/programs.php#anchorRHODODENDRONREGISTRATION>. It is also available in pdf format. A modest donation is requested for personal use.

Photographs of the cultivar in question are strongly encouraged; electronic images are greatly preferred. Photographs are valuable tools for the registrars in the course of processing applications, and electronic images can become part of the official records maintained by the Royal Horticultural Society as International Cultivar Registration Authority for Rhododendron. See the penultimate section of this document for details of photographic rights.

A glossary, courtesy of the Royal Horticultural Society, is at the end of these instructions.

**Throughout the form, please indicate if any listed individual (e.g., hybridizer, namesake, namer, etc.) is deceased by adding “deceased” after the name. This stipulation is to facilitate the Royal Horticultural Society’s compliance with European privacy laws. Contact the North American registrar if you desire clarification.**

Following are details for sections in the application form marked with an asterisk (\*).

**\* Proposed plant name:**

A name used previously for any rhododendron or azalea, including extinct cultivars, may not be reused. Names must meet the requirements of the *International Code of Nomenclature for Cultivated Plants* (ICNCP, found at [http://www.actahort.org/chronica/pdf/sh\\_10.pdf](http://www.actahort.org/chronica/pdf/sh_10.pdf)). Acceptance is subject to approval by the International Registrar. A name may consist of not more than 30 letters or characters overall, excluding spaces. A name that sounds like an existing name should be avoided and may be rejected. A user-friendly summation of name rules may be found on Page 127 of ICNCP.

**\* Plant history:**

**\* Species:** As relevant, include subspecies (subsp.), varietas (var.) and/or forma (f.)

**\* Origin of plant (species):** Relevant information may include seed collection history (including location); propagation of plant found in the wild (including location), etc. Include seed lot numbers or collector numbers as applicable. If a botanist has verified the species identification, include his or her name.

**\* Parentage:**

For unnamed crosses in parentage, if precise mating is known, seed parent precedes pollen parent. If seed/pollen parentage is unknown or uncertain, add a note of explanation. For complex parentage, use parentheses first, then square brackets, then curved brackets. For instance: ([{‘David Gable’ x ‘Rose Vallon’} x R. brachycarpum] X ‘Trude Webster’). A hybrid grown from open-pollinated seed should be recorded as “selected by”; enter “open-pollinated” as pollen parent.

**\* Selected by/hybridized by:**

A hybrid grown from open-pollinated seed should be recorded as “selected by”; enter “open-pollinated” as pollen parent.

For selected cultivars, either species or hybrids, the hybridizer or grower-to-first-flower may be unknown or uncertain. If so, enter “unknown” and provide a note of explanation under “Other relevant plant history details.”

**\* Other relevant plant history details:**

Appropriate information might include names of hybridizer(s) associated with unnamed crosses in the parentage; source of pollen; best assumptions regarding wild-collected natural hybrids.

\* Prior informal designations for the cultivar, including breeder’s numerical references: Any name or number that has been published should be entered here. Informal names used only by a hybridizer need not be provided. Explain numeric designations, such as “hybridizer’s reference number; number before/after hyphen is year of sowing/blooming/etc.”

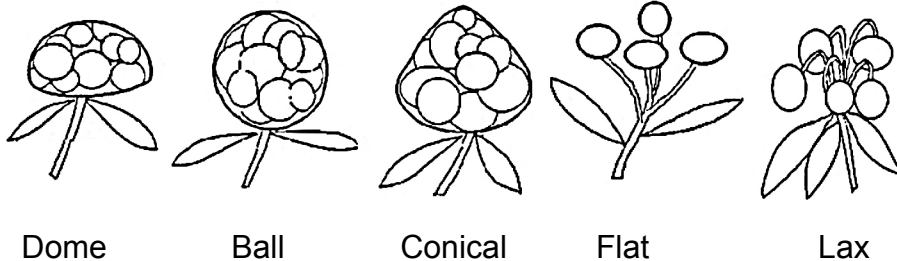
**\* Etymology, meaning or derivation of proposed plant name:**

If named for a person, give person’s full name, town of residence, and relation to hybridizer, namer, etc. (Example: “ ‘Oldham’s Theresa’ – named for the daughter-in-law of the registrant.”) If named for a location, event or phenomenon, clarify as warranted. (Example: “ ‘Hampton Jazz’ – named for the annual jazz festival in Hampton, Va.”) There is no need to explain descriptive or fanciful names such as ‘Lavender Frost’ or ‘Singing Sun’.

**\* Flower details and colors:**

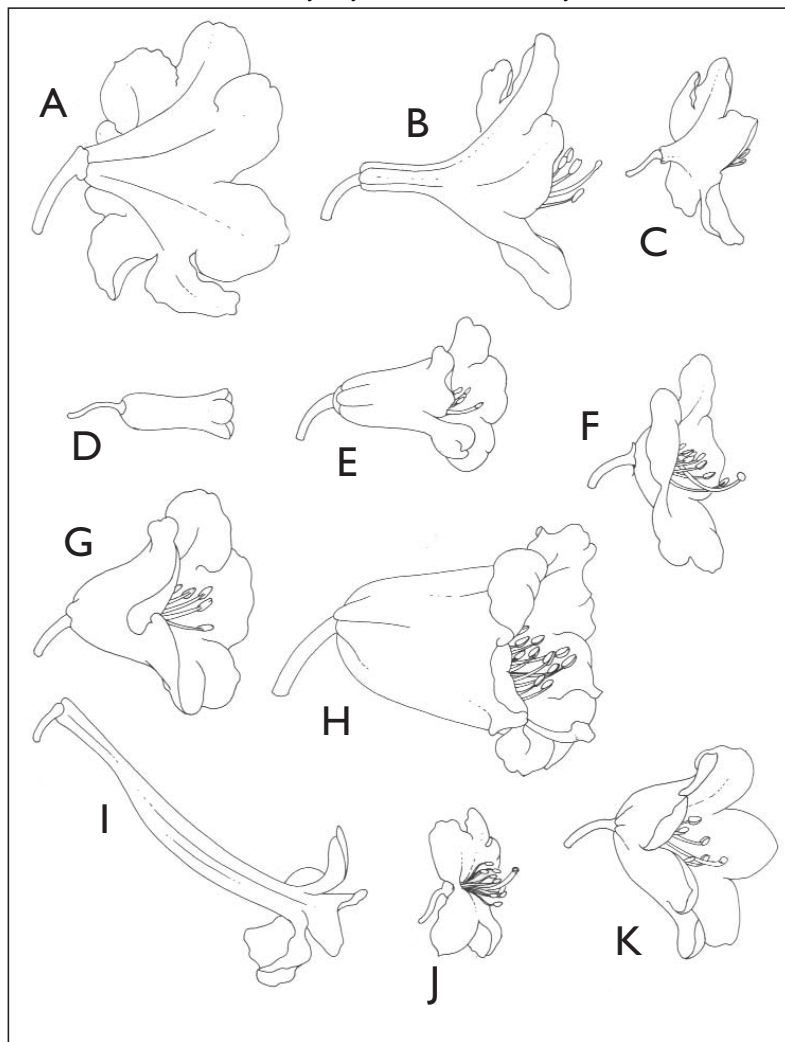
For elepidotes, submit the number of flowers and dimensions for a single-bud truss. For lepidotes, azaleas, azaleodendrons and vireyas, submit the number of flowers for a single bud, the number of buds and flowers in a typical truss, and the dimensions for a typical truss. If pistil and stamens are exerted (extend beyond the flowers), measure only the flower dimensions of the truss. For evergreen azaleas that do not form a truss per se, leave truss dimension and shape blank.

Truss shapes



\* **Corolla shape, dimensions and lobes:**

**Flower (corolla) shapes**  
*Courtesy Royal Horticultural Society*



*Figs A to K: Flower shapes*

A = funnel-shaped  
 B = tubular funnel-shaped  
 C = broadly funnel-shaped  
 D = tubular  
 E = tubular-campanulate

F = saucer-shaped  
 G = campanulate  
 H = ventricose-campanulate  
 I = trumpet-shaped  
 J = rotate  
 K = broadly campanulate

To measure the corolla length, a flower must be flattened and the measurement taken from the base of the flower to the tip of a lobe. It is easiest to slit the flower from base to tip on one side, then flatten it and take the measurement (see photograph).

To measure the corolla width, do not distort the flower; place the ruler over the face of the flower and measure its greatest width/diameter. For extremely recurved lobes, this may be wider than the distance between the tips of the lobes.

## Measuring corolla length




Photograph by Donald W. Hyatt

For lobes of hose-in-hose and double flowers, give the total number first; if hose-in-hose or in distinct whorls, indicate arrangement, as in “10 (5 + 5)” for a typical hose-in-hose flower.

Lobe shapes and descriptions include: “rounded,” “pointed,” “acutely pointed,” “indented” or “emarginate,” “flat margins,” “wavy margins,” “frilly margins,” “overlapping,” “notably dissected,” “very deeply dissected,” “completely dissected,” “spider” or “strap petal” (each lobe is separate all the way to the base).

## Evergreen azalea flower forms

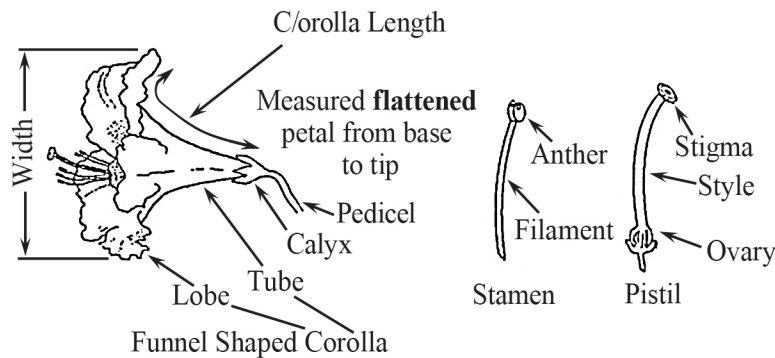
Illustration by Donald W. Hyatt



Top row, left to right: Single, Semidouble, Double, Strap-petal

Bottom row, left to right: Hose-in-hose, Semidouble hose-in-hose, Double hose-in-hose, Full double

## Flower parts



\* **Pistil and stamens:** Distinctive or contrasting coloration should be noted. When pistil and stamens are of notable length, record the length. Common aberrations to note include diminished number or complete absence of stamens; petaloid stamens; absence of pistil and stamens. This may overlap the description of doubling.

\* **Flower colors:**

Computer-derived color charts are *unacceptable*, since the source, monitor registration and printer registration are all variable.

Color charts must be used outdoors under full sky daylight, but not in direct sun. Do not evaluate colors in the two hours immediately after sunrise and the two hours immediately before sunset, when the light can distort a flower's colors. A neutral gray background is recommended.

Acceptable color charts include various editions of the Royal Horticultural Society Colour Chart and the Munsell Book of Color. If the color chart has a date of publication, note (e.g., RHS 1986). If using a color chart that provides both numbers and color names, such as RHS 2014, report both number and name; *the number is more important*.

Many flowers are not a consistent, solid color throughout. The main color should be recorded first, with notable additional colors then noted. The words "fade" or "fading" refer to the change in color over time; this should be recorded if it is significant. For a flower in which, at any one time, a color gradually shifts to another, use the words "shading" or "blending." Example: "56D shading to 54B at margins." Note if flowers are variable one from another on the same plant and describe the differences.

Bud color refers to the corolla just before it opens, not the pre-expansion covering of bud scales.

\* **Pattern of flower:**

Flower patterns are often used to describe evergreen azaleas. They include "solid" or "self"; "bicolor"; "margined"; "bordered" or "picotee"; "sectored" or "broken"; "striped"; "speckled" or "dotted".

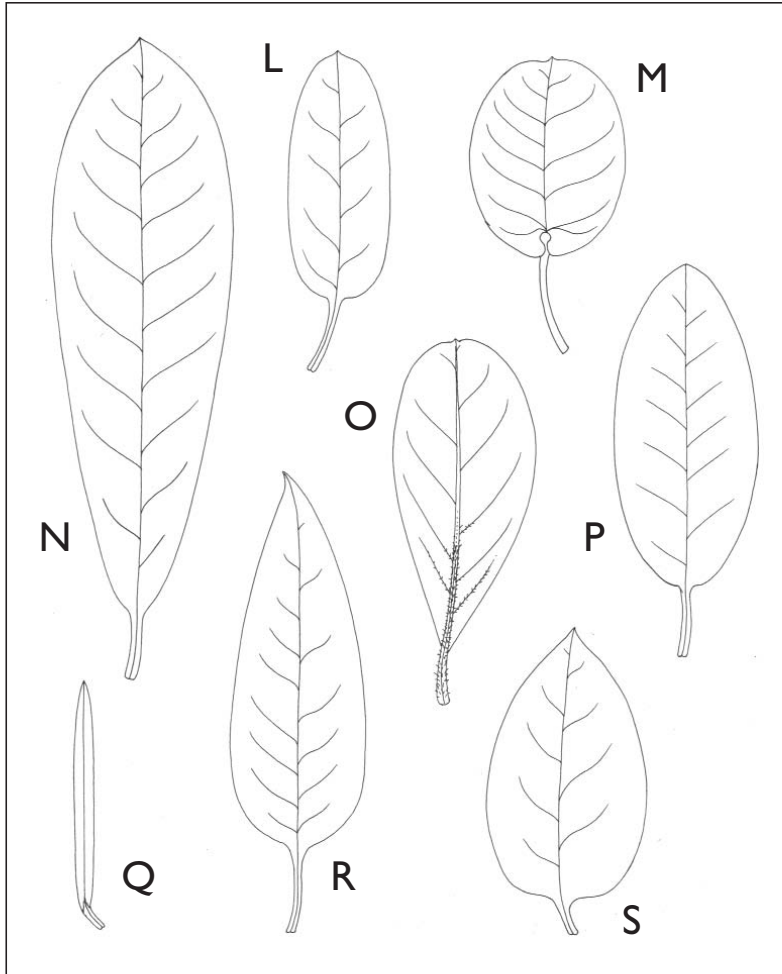
\* **Calyx information:** Note that the complete absence of a calyx is uncommon; many are green and a mere 1/16<sup>th</sup> inch. Some calyces may be recorded as "insignificant." (See illustration of flower parts.)

**\* Leaf details:**

In addition to the illustrated leaf shapes, the glossary at the end of these instructions includes other accepted terms.

**Leaf shapes**

*Courtesy Royal Horticultural Society*



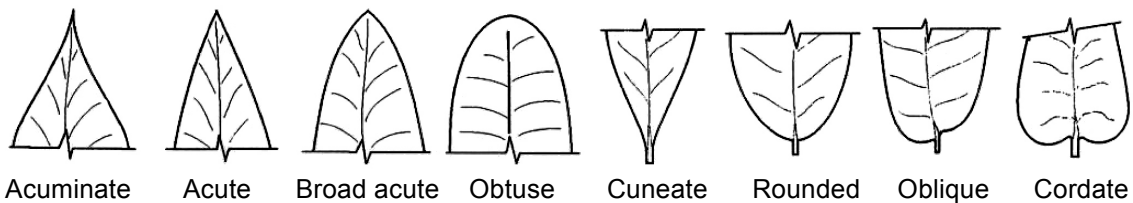
*Figs L to S: Leaf shapes*

L = oblong  
M = orbicular  
N = oblanceolate  
O = obovate

P = elliptic  
Q = linear  
R = lanceolate  
S = ovate

**Apex (tip) of leaf**

**Base of leaf**



Acuminate

Acute

Broad acute

Obtuse

Cuneate

Rounded

Oblique

Cordate

Margins may be flat, downcurved, upcurved, or wavy. Curvature of leaves may be flat, convex, concave, doubly convex (i.e., with a depressed midvein), or upangled from midvein (i.e., forming a V cross-section). Significant curvature from base to tip may also be noted.

\* **Leaf surface:** the leaf will be assumed to be relatively even unless otherwise noted; indicate if puckered, deeply veined, wrinkled, etc.

\* **Indumentum:**

Indumentum is not limited to the familiar felted hairs on the undersides of *R. degroni-anum ssp. yakushimanum* and similar species. In rhododendrons and azaleas indumentum may be hairs or, less commonly, scales. Hairs may be dense and felt-like, or individually visible to the naked eye, as in many azaleas. Indicate whether dense, moderate or sparse.

Tomentum, the popular term for whitish hairs on the upper side new foliage, is a form of indumentum; indicate if it persists most of the growing season. A botanist's precise terminology is not required in characterizing indumentum, but be as clear as possible. Indumentum may also be present on petioles and stems of new growth. It may be recorded here or under "other plant features" below.

\* **Flowering period, for all cultivars except vireyas:**

The first descriptor ("very early season," etc.) allows a prospective grower to approximate when the cultivar might bloom anywhere in the world, from coastal Oregon to high-elevation Appalachia to New Zealand. The second descriptor (specific month) records when the plant blooms in the locale of the registrant (and/or hybridizer).

\* **Comments/other plant features:**

Appropriate information may include polyploidy; success in open sun, deep shade, or damp conditions; extended bloom period; consistent floriferousness; indumentum found on pedicels, petiole and stems; out-of-season blooming habits; groundcover suitability; phytophthora resistance; presence of nectaries or nectar pouches.

\* **Personal data**

In that registration is under the auspices of the Royal Horticultural Society, European privacy laws and regulations require an individual's assent to allow publication of his or her name and "abbreviated address" (town, state, country). If a registrant or a living person named in the application declines to grant such permission, the registered cultivar name will be published by the RHS without the individual's name. (In the case of minor children or anyone else incapable of granting permission, please contact the North American registrar.)

This permission does not apply to deceased individuals. If any individual cited in the application (such as hybridizer or namer) is no longer living, please enter "deceased" after the individual's name in the relevant section at the beginning of the registration form. Please contact the North American registrar if further clarification is desired.

\* **Photographic rights and release:**

The purpose of this release is (1) to allow the International Cultivar Registration Authority for Rhododendron (i.e., the Royal Horticultural Society) to use the submitted



image(s) for scientific or educational purposes in relation to the registration and correct naming of plants, and (2) to allow the American Rhododendron Society and its chapters to publish the image(s) in the Journal American Rhododendron Society, chapter newsletters, materials accompanying society or chapter plant sales, and electronic compilations of a noncommercial nature. Unless the copyright holder specifically states otherwise, this grant of rights applies both to print and electronic forms.

For electronic registration applications, the typed name of a registrant who is the copyright holder will be regarded as a suitable signature.

If the copyright holder is someone other than the registrant, full name, address, telephone and email must be provided; omit signature. The regional registrar will directly contact the copyright holder.

## Glossary

This glossary is from the International Rhododendron Register & Checklist 2004, and is reproduced with permission of the Royal Horticultural Society.

- ACUMINATE tapering very gradually to a point  
 ACUTE coming to a point that would be contained within two lines set at 90 degrees  
 ANEMONE-CENTERED of a double flower with numerous petaloid segments in the center  
 ANTHER the pollen-bearing part of the stamen, borne at the end of the stalk-like filament  
 APICULATE terminating in a small, abrupt point  
 APPRESSED lying flat  
 ARISTATE extended into a long bristle  
 ATTENUATE narrowing gradually  
 AURICULATE with small, ear-like projections at the base of the leaf  
 AXILLARY growing from the angle formed by the junction of leaf and stem  
 BLOOM waxy covering  
 BLOTCH a defined area of often contrasting color; may be solid, spotted or a mixture of the two  
 BULLATE with a blistered or puckered surface  
 CALYX the outermost whorl of floral parts; in some rhododendrons reduced to a mere rim  
 CAMPANULATE *see illustration of flower shapes*  
 CAPITATE forming a dense head-like structure  
 CILIATE fringed with hairs  
 CLONE two or more genetically identical individuals originally derived from one plant by asexual propagation  
 CORDATE with two rounded lobes forming a deep sinus  
 CORIACEOUS leathery  
 COROLLA the whorl of floral parts immediately inside the calyx; in rhododendron flowers usually fused to form a corolla tube towards the base with free lobes toward the apex  
 CRENULATE with small rounded teeth  
 CUNEATE with straight sides converging at the base  
 CUSPIDATE tapering to a short, narrow point  
 DENDROID of a hair that is branched like a tree  
 DETERSILE of an indumentum that is eventually completely shed  
 DIMORPHIC of scales or leaves that are of two distinct kinds  
 DORSAL in a rhododendron flower used to refer to the top or upper lobe or lobes  
 DOUBLE of flowers with numerous extra petals or petal-like organs within the corolla (often developed from and replacing the stamens and/or pistil)  
 EGLANDULAR lacking glands  
 ELLIPTIC *see illustration of leaf shapes*  
 EYE sometimes used interchangeably with blotch but typically a contrasting marking restricted to the base of the corolla  
 FERRUGINOUS rusty brown  
 FILAMENT the stalk-like part of the stamen, bearing the anther at its apex  
 FIMBRIATE with a fringed margin  
 FLARE sometimes used interchangeably with blotch, but usually a marking with a flame-like outline  
 FLOCCOSE with dense woolly hairs that fall away in tufts  
 FUNNEL-CAMPANULATE intermediate in shape between funnel-shaped and campanulate  
 FUNNEL-SHAPED *see illustration of flower shapes*  
 GLANDULAR HAIRS hairs bearing glands at their tips

GLAUCESCENT becoming bluish green  
 GLAUCOUS bluish green  
 HOSE-IN-HOSE of flowers with two corolla whorls, one within the other; a normal calyx may or not be present  
 IMBRICATE overlapping at the margins  
 INFLORESCENCE a flower cluster  
 INDUMENTUM the covering of hairs and/or scales; may range from very sparse to dense and multilayered  
 LAMINA the blade of the leaf  
 LANCEOLATE *see illustration of leaf shapes*  
 LEPIDOTE bearing scales  
 LINEAR *see illustration of leaf shapes*  
 MATTE with a dull surface  
 MUCRONATE terminating abruptly in a short, hard point (the point formed from the limb and vein/midrib)  
 NECTAR POUCHES *see under nectary*  
 NECTARY nectar-bearing areas on the corolla, sometimes in sac-like protuberances or pouches  
 OBLANCEOLATE *see illustration of leaf shapes*  
 OBLIQUE of a leaf base where the two margins reach the petiole asymmetrically  
 OBLONG *see illustration of leaf shapes*  
 OBOVATE *see illustration of leaf shapes*  
 OBTUSE rounded end which would not be contained within two lines set at 90 degrees  
 ORBICULAR *see illustration of leaf shapes*  
 OVARY the basal part of the pistil, containing the ovules; it matures to form the capsule containing the seeds  
 OVATE *see illustration of leaf shapes*  
 PEDICEL the stalk of an individual flower  
 PETALOID petal-like  
 PETIOLE the stalk of a leaf  
 PILOSE with long soft hairs  
 PISTIL the female reproductive organ, consisting of the ovary at the base, which is prolonged apically into the style, which is tipped by the stigma  
 PLASTERED an indumentum with the components stuck together to form an apparently continuous sheet (sometimes described as agglutinated)  
 PUBERULOUS minutely hairy  
 PUBESCENT with short hairs  
 RACEMOSE of an inflorescence whose growing point continues to add to the inflorescence, usually lacking a terminal flower and with a lengthened axis  
 RACHIS the axis of the inflorescence  
 RETICULATE marked with a network of veins  
 RETUSE with a shallow, blunt notch at the apex  
 REVOLUTE rolled downwards  
 ROTATE *see illustration of flower shapes*  
 RUFESCENT becoming reddish  
 RUGOSE with a wrinkled surface  
 SALVERFORM a corolla with a long narrow tube and a shorter spreading border at its mouth  
 SAUCER-SHAPED *see illustration of flower shapes*  
 SELF refers to a corolla of only one color  
 SEMIDOUBLE of flowers with a few extra petals or petal-like organs within the corolla  
 SESSILE with no stalk  
 SETOSE of an indumentum consisting of stiff hairs  
 SINGLE of flowers without additional petals or petal-like organs within the corolla  
 SINUS the depression between two lobes or teeth  
 SPATHULATE paddle-shaped  
 STAMEN the male reproductive organ, consisting of a stalk-like filament bearing the

pollen- bearing anther  
STELLATE star-shaped  
STIGMA the apical part of the style which is receptive to pollen  
STOLONIFEROUS with (at least some) procumbent stems  
STRIGOSE of an indumentum consisting of stiff, appressed hairs  
STYLE the usually attenuated, often stalk-like beak to the ovary, with the stigma at its apex  
TOMENTOSE with a dense covering of short often more-or-less matted hairs  
TRUMPET-SHAPED *see illustration of flower shapes*  
TRUNCATE terminating very abruptly, as if a piece had been cut off  
TRUSS a cluster of flowers  
TUBULAR *see illustration of flower shapes*  
TUBULAR-CAMPANULATE *see illustration of flower shapes*  
TUBULAR FUNNEL-SHAPED *see illustration of flower shapes*  
UMBELLATE an inflorescence in which all the pedicels arise from the top of the stem  
VENTRAL in a rhododendron flower used to refer to the bottom or lower lobe or lobes  
VENTRICOSE swollen or inflated on one side  
VENTRICOSE-CAMPANULATE *see illustration of flower shapes*  
VILLOUS shaggy  
VISCID sticky  
ZYGOMORPHIC having only one plane of symmetry